

Single Groove Variable Pitch Sheaves for "3L", "4L", "5L", "A", "B" or "5V" Belts

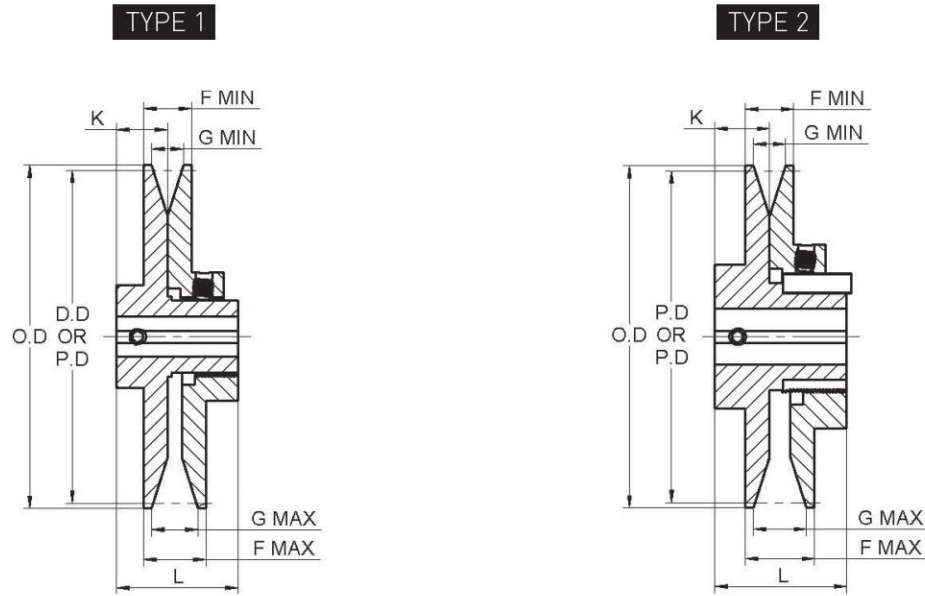


Table No.1

Dimensions (Inches)

Part No.	Type	O.D.	F		G		L	K	Wt. Lbs
			Max.	Min.	Max.	Min.			
1VP25	1	2.50	47/64	35/64	37/64	3/8	1 45/64	3/4	0.7
1VP30	1	2.87	47/64	35/64	37/64	3/8	1 45/64	3/4	1.1
1VP34	1	3.15	31/32	3/4	23/32	1/2	1 29/32	51/64	1.4
1VP40	1	3.75	31/32	3/4	23/32	1/2	1 29/32	51/64	1.9
1VP44	1	4.15	31/32	3/4	23/32	1/2	1 29/32	51/64	2.4
1VP44	2	4.15	1 5/64	3/4	53/64	1/2	2 3/64	27/32	2.9
1VP50	1	4.75	31/32	3/4	23/32	1/2	1 29/32	51/64	2.9
1VP50	2	4.75	1 5/64	3/4	53/64	1/2	2 3/64	27/32	3.6
1VP56	1	5.35	31/32	3/4	23/32	1/2	1 29/32	51/64	3.8
1VP56	2	5.35	1 5/64	3/4	53/64	1/2	2 3/64	27/32	4.4
1VP60	2	6.00	1 13/64	7/8	63/64	21/32	2 1/4	1	6.5
1VP62	2	5.95	1 13/64	7/8	63/64	21/32	2 1/4	1	6.1
1VP65	2	6.50	1 13/64	7/8	63/64	21/32	2 1/4	1	6.8
1VP68	2	6.55	1 13/64	7/8	63/64	21/32	2 1/4	1	7.3
1VP71	2	7.10	1 13/64	7/8	63/64	21/32	2 1/4	1	8.2
1VP75	2	7.50	1 13/64	7/8	63/64	21/32	2 1/4	1	9.2

Table No.2 Stock Sizes-Finished Bore (Inches)

Part No.	Type	DIAMETER RANGE															
		"3L" BELTS				"4L" or "A" BELTS				"5L" or "B" BELTS				"5V" Belts			
		Min. Pitch	Turns Open	Max. Pitch	Turns Open	Min. Datum	Turns Open	Max. Datum	Turns Open	Min. Datum	Turns Open	Max. Datum	Turns Open	Min. Pitch	Turns Open	Max. Pitch	Turns Open
1VP25	1	1.6	4	2.2	0	—	—	—	—	—	—	—	—	—	—	—	—
1VP30	1	1.8	4	2.7	0	—	—	—	—	—	—	—	—	—	—	—	—
1VP34	1	1.7	4	2.5	0	1.9	5	2.9	0	2.4	5	3.2	1	—	—	—	—
1VP40	1	2.3	4	3.1	0	2.4	5	3.4	0	2.7	6	3.7	1	—	—	—	—
1VP44	1	2.7	4	3.5	0	2.8	5	3.8	0	3.1	6	4.1	1	—	—	—	—
1VP44	2	2.7	4	3.5	0	2.8	5	3.8	0	3.1	6	4.1	1	—	—	—	—
1VP50	1	3.3	4	4.1	0	3.4	5	4.4	0	3.7	6	4.7	1	—	—	—	—
1VP50	2	3.3	4	4.1	0	3.4	5	4.4	0	3.7	6	4.7	1	—	—	—	—
1VP56	1	3.9	4	4.7	0	4	5	5	0	4.3	6	5.3	1	—	—	—	—
1VP56	2	3.9	4	4.7	0	4	5	5	0	4.3	6	5.3	1	—	—	—	—
1VP60	2	—	—	—	—	4.2	5	5.2	0	4.3	6	5.5	0	—	—	—	—
1VP62	2	4.5	4	5.3	0	4.6	5	5.6	0	4.9	6	5.9	1	5.3	6	6.3	1
1VP65	2	—	—	—	—	4.7	5	5.7	0	4.8	6	6	0	5.2	6	6.4	0
1VP68	2	5.1	4	5.9	0	5.2	5	6.2	0	5.5	6	6.5	1	5.9	6	6.9	1
1VP71	2	—	—	—	—	5.3	5	6.3	0	5.4	6	6.6	0	5.8	6	7	0
1VP75	2	—	—	—	—	5.7	5	6.7	0	5.8	6	7	0	6.2	6	7.4	0

Table No.3 Finished Bore

Part No.	1/2"	5/8"	3/4"	7/8"	1"	1 1/8"	1 1/4"	1 3/8"	1 1/2"	1 5/8"
1VP25	004973	—	—	—	—	—	—	—	—	—
1VP30	004983	004995	004991	—	—	—	—	—	—	—
1VP34	049127	005010	005006	005014	—	—	—	—	—	—
1VP40	048947	005034	005031	005038	—	—	—	—	—	—
1VP44	005041	005060	005056	—	—	—	—	—	—	—
1VP44	—	—	—	005063	078675	005044	—	—	—	—
1VP50	048953	048957	005080	—	—	—	—	—	—	—
1VP50	—	—	—	005089	005075	005068	—	—	—	—
1VP56	005095	005115	005110	—	—	—	—	—	—	—
1VP56	—	—	—	048962	005105	005099	—	—	—	—
1VP60	—	005146	005142	005150	005137	005126	—	005130	—	005133
1VP62	—	005181	005175	005186	005168	048967	048966	005161	048965	005163
1VP65	—	005209	005208	005215	—	005192	—	005197	—	005202
1VP68	—	005245	005240	005249	005235	005226	005221	005230	005217	075087
1VP71	—	—	005266	005271	—	005254	—	005259	—	048977
1VP75	—	—	005297	005302	—	005278	—	005284	—	005287

All fitted with Hollow Head Setscrews.

Variable Speed Sheaves

Two Groove Variable Pitch Sheaves for "3L", "4L", "5L", "A", "B" or "5V" Belts

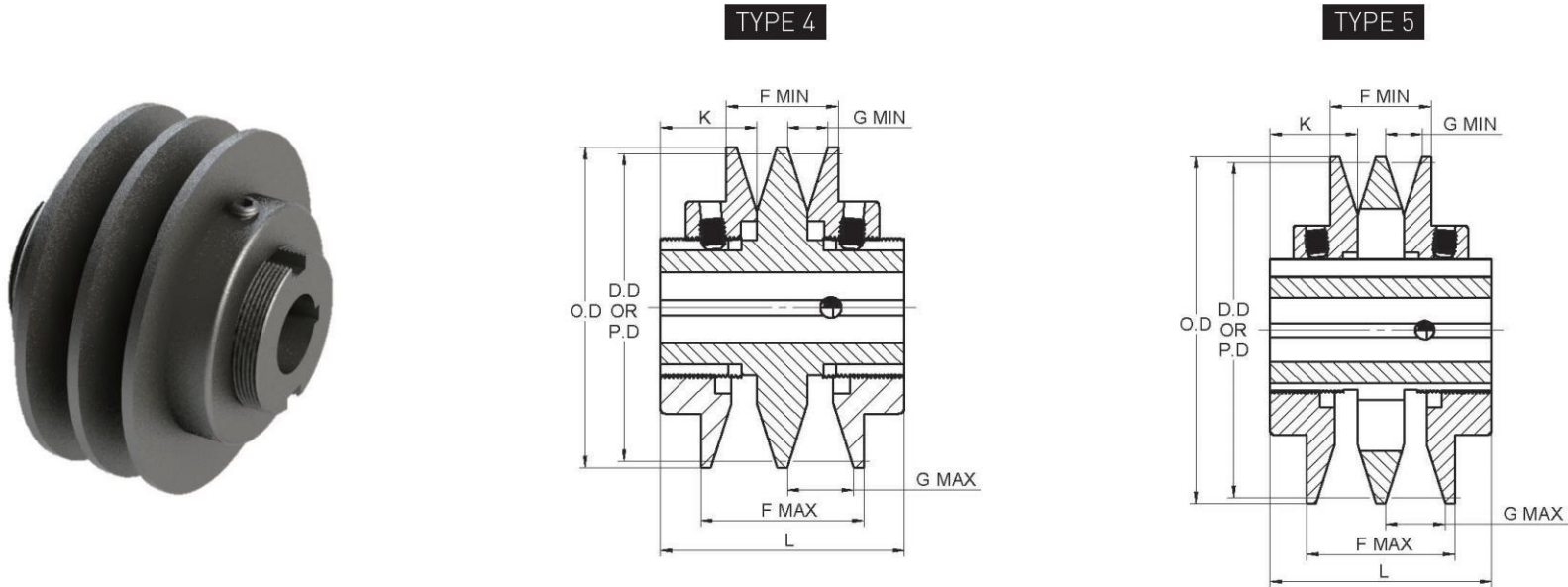


Table No.1 Dimensions (Inches)

Part No.	Type	O.D.	F		G		L	K	Wt. Lbs
			Max.	Min.	Max.	Min.			
2VP36	4	3.35	2	1 3/8	13/16	1/2	3	1 3/16	3.4
2VP42	4	3.95	2	1 3/8	13/16	1/2	3	1 3/16	4.4
2VP50	5	4.75	2	1 3/8	13/16	1/2	3	1 3/16	6.3
2VP56	5	5.35	2	1 3/8	13/16	1/2	3	1 3/16	7.8
2VP60	5	6.00	2 9/32	1 5/8	63/64	21/32	3 1/4	1 1/4	10.6
2VP62	5	5.95	2 9/32	1 5/8	63/64	21/32	3 1/4	1 1/4	10
2VP65	5	6.50	2 9/32	1 5/8	63/64	21/32	3 1/4	1 1/4	12.3
2VP68	5	6.55	2 9/32	1 5/8	63/64	21/32	3 1/4	1 1/4	11.7
2VP71	5	7.10	2 9/32	1 5/8	63/64	21/32	3 1/4	1 1/4	14.6
2VP75	5	7.50	2 9/32	1 5/8	63/64	21/32	3 1/4	1 1/4	16.5

Part No.	Type	DIAMETER RANGE															
		"3L" BELTS				"4L" or "A" BELTS				"5L" or "B" BELTS				"5V" BELTS			
		Min. Pitch	Turns Open	Max. Pitch	Turns Open	Min. Pitch	Turns Open	Max. Pitch	Turns Open	Min. Pitch	Turns Open	Max. Pitch	Turns Open	Min. Pitch	Turns Open	Max. Pitch	Turns Open
2VP36	4	1.9	4	2.7	0	2	5	3	0	2.5	5	3.3	1	-	-	-	-
2VP42	4	2.5	4	3.3	0	2.6	5	3.6	0	2.9	6	3.9	1	-	-	-	-
2VP50	5	3.3	4	4.1	0	3.4	5	4.4	0	3.7	6	4.7	1	-	-	-	-
2VP56	5	3.9	4	4.7	0	4	5	5	0	4.3	6	5.3	1	-	-	-	-
2VP60	5	-	-	-	-	4.2	5	5.2	0	4.3	6	5.5	0	-	-	-	-
2VP62	5	4.5	4	5.3	0	4.6	5	5.6	0	4.9	6	5.9	1	5.3	6	6.3	1
2VP65	5	-	-	-	-	4.7	5	5.7	0	4.8	6	6	0	5.2	6	6.4	0
2VP68	5	5.1	4	5.9	0	5.2	5	6.2	0	5.5	6	6.5	1	5.9	6	6.9	1
2VP71	5	-	-	-	-	5.3	5	6.3	0	5.4	6	6.6	0	5.8	6	7	0
2VP75	5	-	-	-	-	5.7	5	6.7	0	5.8	6	7	0	6.2	6	7.4	0

Part No.	1/2	5/8	3/4	7/8	1	1 1/8	1 1/4	1 3/8	1 1/2	1 5/8
2VP36	010575	010584	010581	010588	-	-	-	-	-	-
2VP42	-	010603	010600	010607	010595	010593	-	-	-	-
2VP50	-	010621	010619	010624	010616	010612	-	-	-	-
2VP56	-	010653	010649	010655	010643	010632	-	010635	-	-
2VP60	-	-	010672	010677	-	048293	-	010664	077351	010667
2VP62	-	-	048301	048302	010691	010684	048296	010687	-	-
2VP65	-	-	048305	010712	-	010699	078682	048304	-	010706
2VP68	-	-	-	010733	048310	010720	010716	010723	-	048309
2VP71	-	-	010746	048315	-	010738	-	010740	-	048314
2VP75	-	-	010763	010768	-	010751	-	010753	-	010758

Variable Speed Sheaves

Single Groove Variable Pitch Sheaves for "3L","4L","5L","A","B" or "5V" Belts

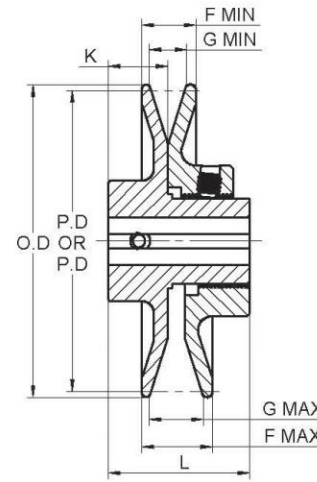


Table No.1

Part No.	O.D.	F		G		L	K	Wt. Lbs
		Max.	Min.	Max.	Min.			
1VL25	2.50	47/64	35/64	37/64	3/8	1 45/64	3/4	0.7
1VL30	2.87	47/64	35/64	37/64	3/8	1 45/64	3/4	1.1
1VL34	3.15	31/32	45/64	3/4	15/32	1 29/32	51/64	1.4
1VL40	3.75	31/32	45/64	3/4	15/32	1 29/32	51/64	1.9
1VL44	4.15	31/32	45/64	3/4	15/32	1 29/32	51/64	2.4
1VM50	4.75	31/32	21/32	53/64	1/2	1 15/16	11/16	2.9

Table No.2

Part No.	DIAMETER RANGE											
	"3L" BELTS				"4L" or "A" BELTS				"5L" or "B" BELTS			
	Min. Pitch	Turns Open	Max. Pitch	Turns Open	Min. Datum	Turns Open	Max. Pitch	Turns Open	Min. Pitch	Turns Open	Max. Pitch	Turns Open
1VL25	1.6	4	2.4	0	-	-	-	-	-	-	-	-
1VL30	1.8	4	2.7	0	-	-	-	-	-	-	-	-
1VL34	1.7	4	2.5	0	1.9	5	2.9	0	2.4	5	3.2	1
1VL40	2.3	4	3.1	0	2.4	5	3.4	0	2.7	6	3.7	1
1VL44	2.7	4	3.5	0	2.8	5	3.8	0	3.1	6	4.1	1
1VM50	3.3	4	4.1	0	3.4	5	4.4	0	3.7	6	4.7	1

Table No.3

Part No.	Stork Bores Marked "Product Code"			
	1/2	5/8	3/4	7/8
1VL25	004898	004900	-	-
1VL30	004903	004906	-	-
1VL34	004908	004914	004912	-
1VL40	004918	004922	004920	004926
1VL44	004928	004932	042967	004935
1VM50	004946	049120	004947	004950

Variable Speed Sheaves